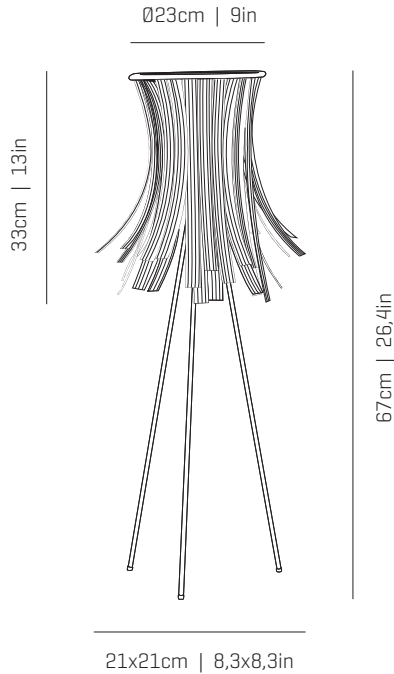


a

by arturo alvarez

bety eco collection



ref. BEC001



BEC001



BEC003



BEC004

MATERIALS & COMPONENTS | MATERIALES & COMPONENTES

LAMP SHADE | TULIPA

Pressed cellulose | One color to choose
Celulosa prensada | Un color a elegir



42



43



46



47



48



49



50



51



52

SUPPORT AND CABLE

SOPORTE Y CABLE

Stainless steel
Acero inoxidable

Transparent cable
Cable transparente

Standard: 200cm | 78,7in

RECOMMENDED BULBS

BOMBILLAS RECOMENDADAS

230V - 50Hz



E14 LED Vintage - Max. 1x7 W



E14 LED Standard - Max. 1x7 W

120V - 60Hz



E12 LED - Max. 1x7 W

ENERGY EFFICIENCY

EFICIENCIA ENERGÉTICA

from A++ to E
desde A++ a E

OTHER DATA | OTROS DATOS

NET WEIGHT

PESO NETO

1,5kg | 3,3lb

PACKAGING

EMBALAJE

66x32x23cm | 26x 12,6x 9,1in
3kg | 6,6lb

ELECTRICAL FEATURES

CARACTERÍSTICAS ELÉCTRICAS



CERTIFICATIONS

CERTIFICACIONES



Bety Eco

ref. **BEC001**

Suitable for indoor use, at 25°C

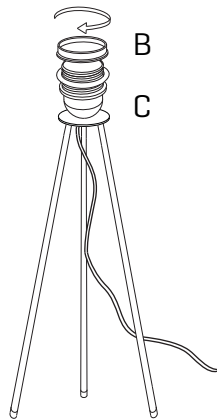

Apta para uso interior a temperatura ambiente de 25°C

Box contains | Contenido de la caja:

A - Lampshade | Tulipa [1]

B - Arandela | Washer [1]

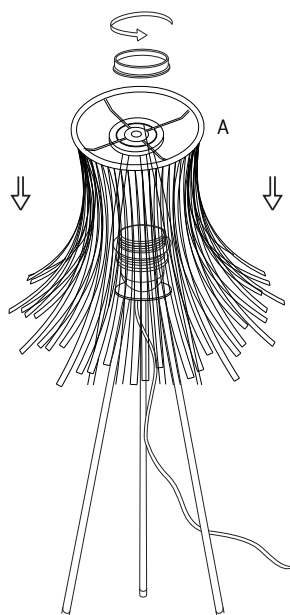
C - Foot | Pie [1]



1

Unscrew the washer from the holder.

Desenroscar la arandela del soporte de las patas.



2

Fit the central hole of the tulip in the socket and screw the washer back on.

Encajar el agujero central de la tulipa en el portalámparas y volver a enroscar la arandela.