


# ANGLEPOISE®

Original Range | Designed by George Carwardine



**Original Range**  
**Desk Insert**

# Original Range Desk Insert

Please read these instructions in conjunction with those included with the desk lamp. They will cover additional product details, electrical and safety information relating specifically to the lamp.

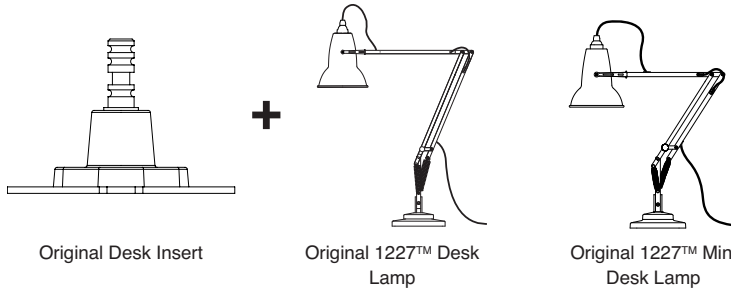
Veuillez lire ces instructions conjointement avec celles fournies avec la lampe de bureau. Elles aborderont des détails complémentaires sur les produits, ainsi que des informations électriques et de sécurité spécifiquement liées à la lampe.

Bitte lesen Sie sich diese Anleitung zusammen mit der dem Lieferumfang der Schreibtischlampe beigelegten Anleitung durch. Sie behandeln zusätzliche Produktdetails, elektrische Daten und Sicherheitshinweise, die sich speziell auf die Lampe beziehen.

Si prega di leggere queste istruzioni assieme a quelle incluse nella lampada da scrivania. Tali istruzioni forniscono informazioni aggiuntive sul prodotto, informazioni sui rischi elettrici e sulla sicurezza che riguardano specificatamente la lampada.

Por favor, lea estas instrucciones en relación con las incluidas con la lámpara de escritorio. Cubrirán detalles adicionales del producto e información eléctrica y de seguridad relativa específicamente a la lámpara.

The Original Range Desk Insert is only compatible with:  
Original 1227™ Desk Lamp and Original 1227™ Mini Desk Lamp.

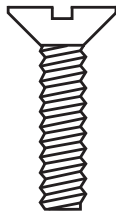


## ASSEMBLY PARTS & TOOLS:

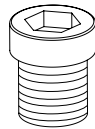
Your Anglepoise® comes supplied with everything you need to assemble and install your product. The assembly parts and tools you'll find in the box are:



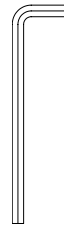
Countersink Screws  
2x 100901 (Chrome)  
**OR** 2x 100936 (Brass)



Countersink Machine Screws  
2x 100902 (Chrome)  
**OR** 2x 100937 (Brass)



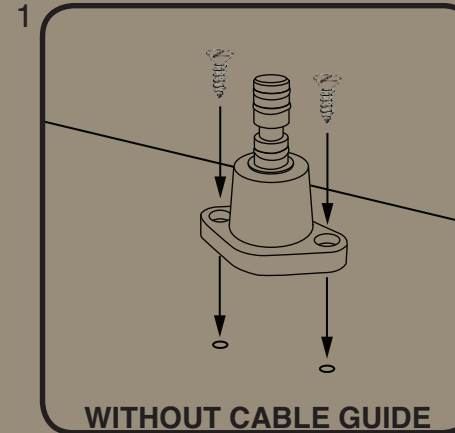
Anglepoise® Grub Screw  
1x 100033 (Chrome)  
**OR** 1x 100935 (Brass)



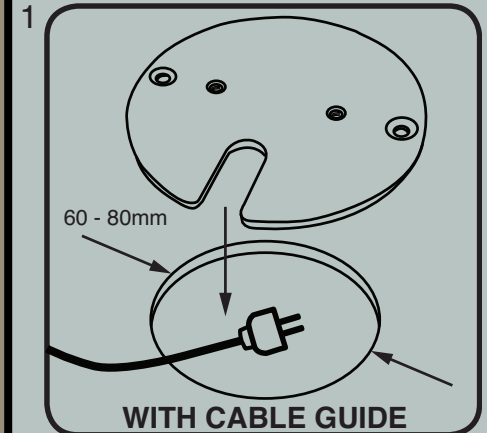
Anglepoise® Hex Key  
100117

PARTS NOT TO SCALE

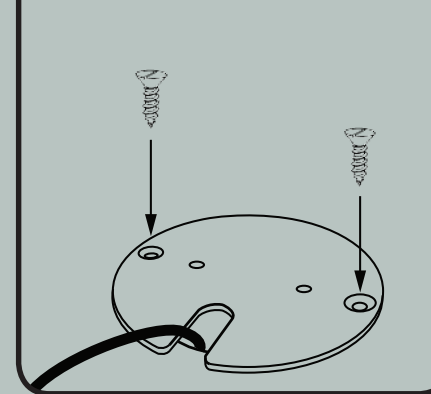
## OPTION 1



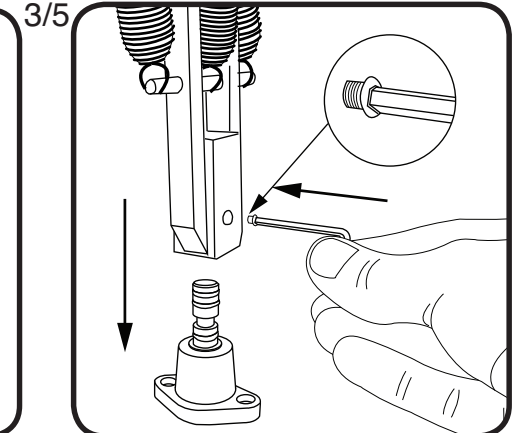
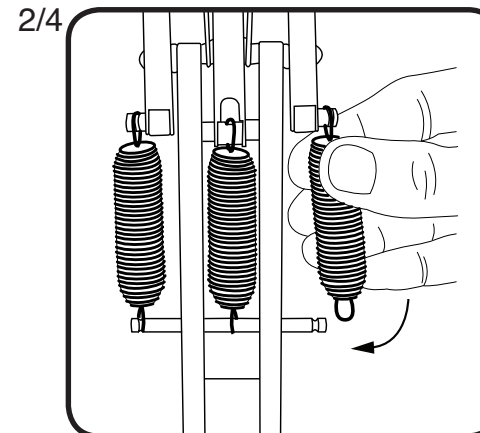
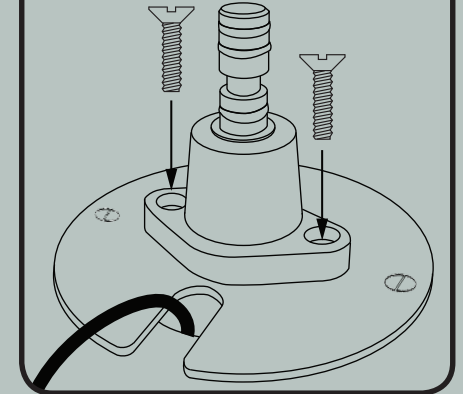
## OPTION 2



## 2 WITH CABLE GUIDE



## 3 WITH CABLE GUIDE



## PRODUCT WARRANTY:

For warranty information, please visit:

**UK & International:** [www.anglepoise.com/warranty](http://www.anglepoise.com/warranty)

**US & Canada:** [us.anglepoise.com/warranty](http://us.anglepoise.com/warranty)

## NEWSLETTER:

Sign up to the Anglepoise® newsletter for the latest news and updates at:

**UK & International:** [www.anglepoise.com/newsletter](http://www.anglepoise.com/newsletter)

**US & Canada:** [us.anglepoise.com/newsletter](http://us.anglepoise.com/newsletter)

## DOWNLOADS:

For news, technical information, CAD files, images and the latest Anglepoise® brochure, please visit:

[files.anglepoise.com](http://files.anglepoise.com)

## CONTACT:



### **UK Headquarters:**

Anglepoise Ltd  
A10 Railway Triangle  
Walton Road  
Farlington  
Hampshire  
England  
PO6 1TN



### **UK & International:**

+44 (0) 2392 224450

### **North & South America:**

+1 (888) 5193225

[www.anglepoise.com](http://www.anglepoise.com)

[technical@anglepoise.com](mailto:technical@anglepoise.com)

Find @Anglepoise On



# ANGLEPOISE®