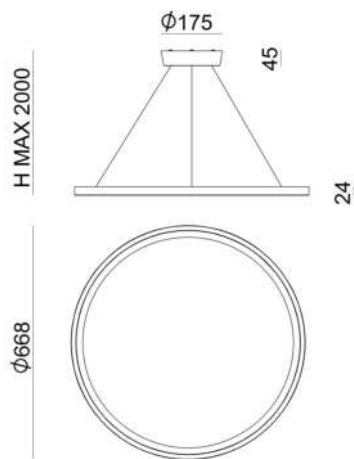
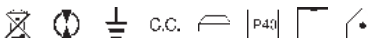




Pendelleuchte | 220-240 V | topLED 42 W 1400 mA | CRI 90
8618



Technische Daten	
Installationsposition	Decke
Installationsumgebung	Indoor
Lichtquelle	LED
Optik	General Lighting
Light emission direction	downward and upward
Lampenleistung	42 W
Lichtstrom (Lichtquelle)	5671 lm
Ähnlichste Farbtemperatur / Tonalità	3000 K
Farbwiedergabeindex	90 Ra
Isolierklasse	1
IP	IP40
Glühdrahtprüfung	850°
Direkte Montage auf normal entflammaren Oberflächen	Ja
CE	Ja
ETL	Nein
Fire Rated (BS 476 PT21 compliant)	Nein
Einschließlich Driver	Driver
Induction	Nein
Notbeleuchtung	Nein
Motion sensor	Nein
Schwenkbarkeit	Nein
Drehbarkeit	Nein
Begehbarkeit	Nein
Überrollbarkeit	Nein
Einschließlich Kabel	Nein
Harzbeschichtung	Nein
Typ Lichtabstrahlung	Zweiflammig

Oberfläche Gehäuse	
Material	Eisen
Bearbeitungstyp	Tampongalvanisieren

Oberfläche Diffusor	
Material	PC
Farbe	Opal

Pendelleuchte | 220-240 V | topLED 42 W 1400 mA | CRI 90
8618

Double emission pendant luminaires for indoor application. The warm white LED light source with a general lighting light distribution is composed of 200 topped LEDs with CCT of 3000 K and a CRI 90; the source luminous flux is 5671 lm, with a 135.0 lm/W nominal luminous efficacy and an operating lifetime (L80) of 80000 hours.

The device body is made of iron, processed by means of electroplating; the diffuser is made of PC; the mounting frame is made of iron, with a embossed white ral 9003 finish, processed by means of coating. The ingress protection degree is IP40;

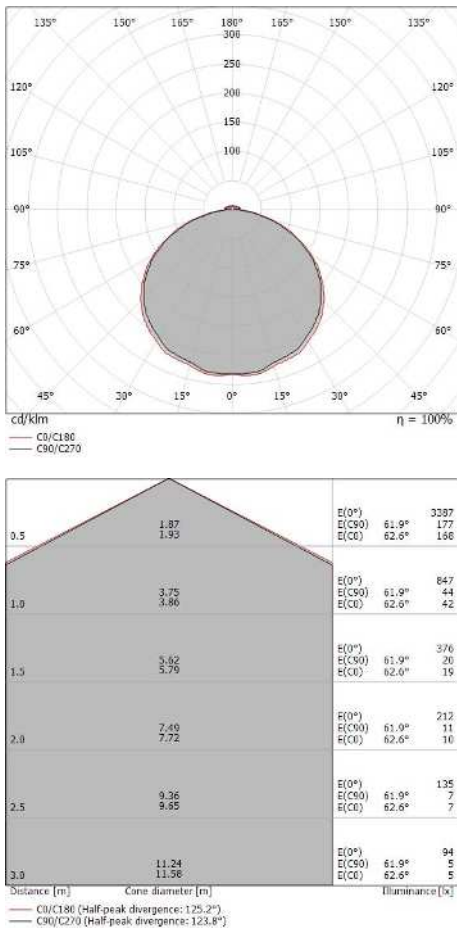
The total absorbed power is 42 W.

The device features protection class I and can be ceiling-mounted.

Illuminotechnical Eigenschaften	
Light Output Ratio (LOR)	52 %
Lichtstrom (Lichtquelle)	5671 lm
Leuchten Lichtstrom	3002 lm
Consumption	42 W
Leuchten Lichtausbeute	71 lm/W
Farbtemperatur	3000 K
Standard Deviation of Colour Matching	3 Step MacAdam
Farbwiedergabeindex	90 Ra
Life / Failure Ratio	
L80 B20 C0 80000h	

UGR	
X=4H Y=8H	S=0.25H
Reflection factor	70/50/20
UGR transversal	< 19
UGR axial	< 19

OPTICAL	
Light distribution simmetry	Symmetrical
Ottica C0/C180	124°



Hinomaru_P | Pendant Luminaires | Accessories

8618

 	<p>Dimmer</p> <p>PUSH DIM, 220-240V</p>	<p>Code</p> <p><u>KIT0026</u></p>
	<p>Dimmer</p> <p>Bluetooth, 85-240V</p>	<p>Code</p> <p><u>KIT0080</u></p>