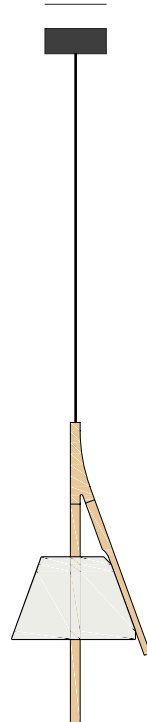


# a

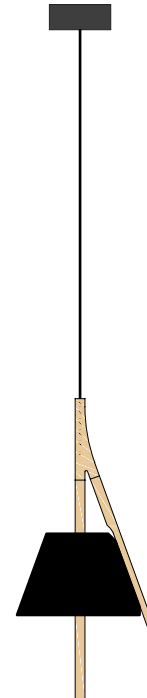
## emotional light

cambo collection

Ø12cm | 4,7in



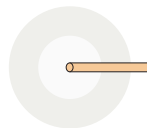
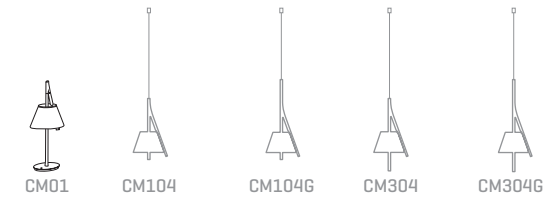
60cm



150cm | 59,1in

LED

ref. CM304



Ø23cm | 9in

Approximate measurements  
Medidas aproximadas

### MATERIALS & COMPONENTS | MATERIALES & COMPONENTES

#### LAMP SHADE | TULIPA

Painted stainless steel | One color to choose  
Acero inoxidable pintado | Un color a elegir



Beech wood | Madera de haya

Painted aluminum | Aluminio pintado

Built-in diffuser | Difusor incorporado

#### CANOPY AND CABLE

##### FLORÓN Y CABLE

Steel painted in matt black  
Acero pintado en negro mate

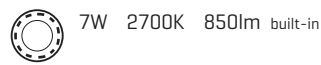
Black cable  
Cable negro

Standard: 150cm | 59,1in  
Length/largo customizable  
120V: 200cm | 78,7in

#### LIGHT SOURCE BUILT IN

##### FUENTE DE LUZ INCLUIDA

230V - 50Hz



Dimming system: PHASE CUT

This product contains  
a light source of energy  
efficiency class **D**  
Este producto contiene una  
fuente luminosa de la clase  
de eficiencia energética **D**



120V - 60Hz



Dimming system: PHASE CONTROL & 0-10V

### OTHER DATA | OTROS DATOS

#### NET WEIGHT

##### PESO NETO

1,4kg | 3,1lb

#### PACKAGING

##### EMBALAJE

84x39x28 cm | 33,1x15,3x11 in  
2,9kg | 6,6lb

#### ELECTRICAL FEATURES

##### CARACTERÍSTICAS ELÉCTRICAS



#### CERTIFICATIONS

##### CERTIFICACIONES

