

# COMPENDIUM

design Daniel Rybakken

**LUCE  
PLAN**

Type: Suspension

Lamps: D81B2 + D81/25T LED 37W <sup>(\*)</sup> 3000K  
D81BW2 + D81/25T LED 37W <sup>(\*)</sup> 2700K  
dimmable phase cut

D81B2 + D81/25D LED 37W <sup>(\*)</sup> 3000K  
D81BW2 + D81/25D LED 37W <sup>(\*)</sup> 2700K  
dimmable push/DALI

Product use: Indoor

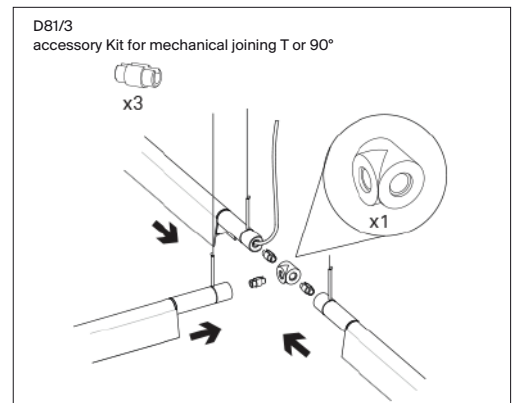
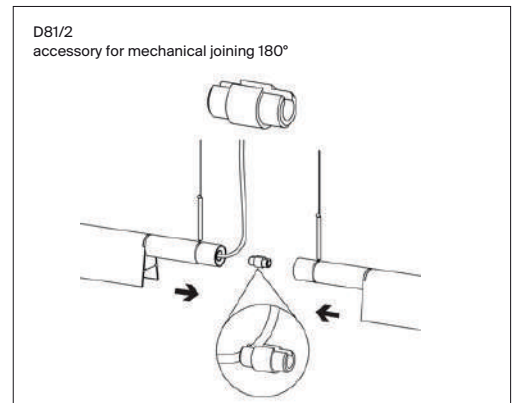
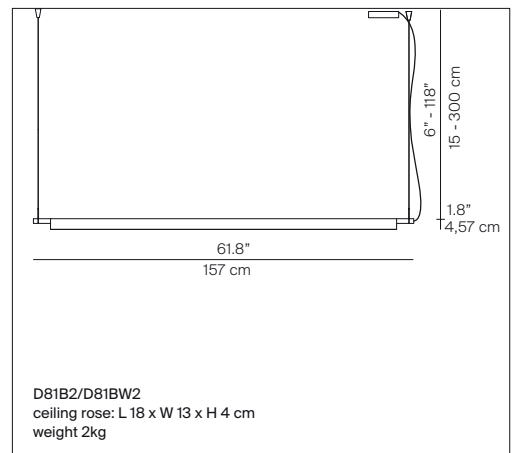
Materials: Profile in extruded aluminum anodized in various colors.

Colors: Black, brass, aluminum

Description: Compendium stands out for the evocative graphic-sculptural impact of their slim silhouette.

Rating:   220-240 V ~ 50/60 Hz  
IP20

Marking: 



Reference code: Structure

D81B2	1D810B020030	brass	1.926 lm
3000K	1D810B020020	alu	1.926 lm
	1D810B020001	black	1.516 lm
D81BW2	1D810BW20030	brass	1.848 lm
2700K	1D810BW20020	alu	1.848 lm
	1D810BW20001	black	1.453 lm

Ceiling rose push/DALI

D81/25D 1D810/25D000 white

Ceiling rose phase cut

D81/25T 1D810/25T000 white

Accessory

D81/2 1D810/200001 black

D81/3 1D810/300001 black

<sup>(\*)</sup> Power consumption by device

