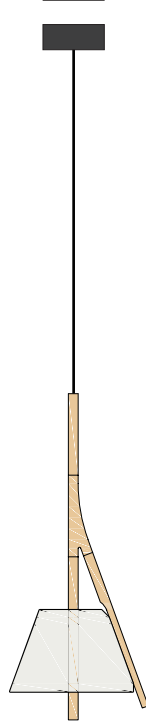


a

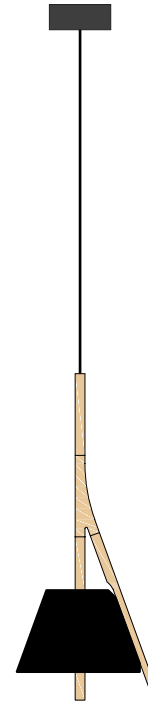
emotional light

cambo collection

Ø12cm | 4,7in



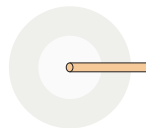
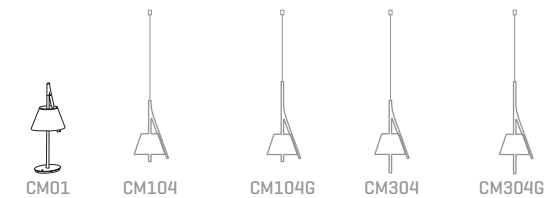
60cm | 23.6in



150cm | 59.1in

LED

ref. CM104G



26cm | 10,2in




Ø23cm | 9in

Approximate measurements
Medidas aproximadas

MATERIALS & COMPONENTS | MATERIALES & COMPONENTES

LAMP SHADE | TULIPA

Painted stainless steel | One color to choose
Acero inoxidable pintado | Un color a elegir



Beech wood | Madera de haya

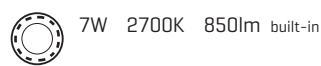
Painted aluminum | Aluminio pintado

Built-in diffuser | Difusor incorporado

LIGHT SOURCE BUILT IN

FUENTE DE LUZ INCLUIDA

230V - 50Hz



Dimming system: PHASE CUT

This product contains a light source of energy efficiency class **D**
Este producto contiene una fuente luminosa de la clase de eficiencia energética **D**



CANOPY AND CABLE

FLORÓN Y CABLE

Steel painted in matt black
Acero pintado en negro mate

Black cable
Cable negro

Standard: 150cm | 59,1in
Length/largo customizable
120V: 200cm | 78,7in

120V - 60Hz



Dimming system: PHASE CONTROL & 0-10V

OTHER DATA | OTROS DATOS

NET WEIGHT

PESO NETO
1,4 kg | 3,1 lb

PACKAGING

EMBALAJE
84x39x28 cm | 33,1x15,3x11 in
2,9 kg | 6,6lb

ELECTRICAL FEATURES

CARACTERÍSTICAS ELÉCTRICAS



CERTIFICATIONS

CERTIFICACIONES

