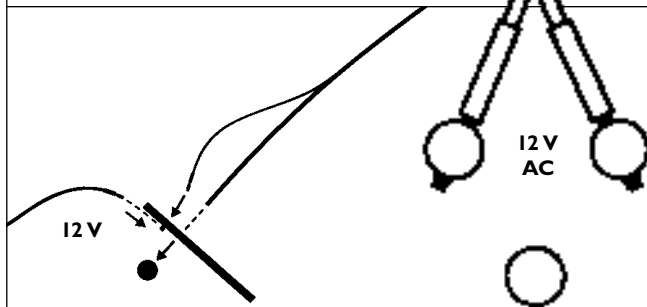
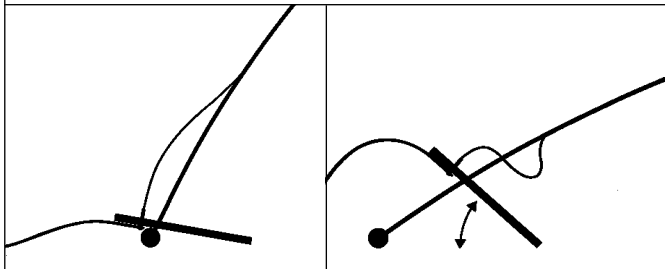


## Montage/Assembly/Montage/Montaggio



## Verstellen/Adjustment/Réglage/Regolazione



### Technische Daten:

Kaltlichtspiegelampe 12 Volt/50 Watt/60°, Sockel GU 5,3  
Mindestabstand zu angestrahlten Flächen 30 cm  
Transformator 230/125 Volt/12 Volt/50 Watt, stufenlos dimmbar

### Technical data:

Halogen reflector 12 volts/50 watts/60°, socket GU 5.3  
30 cm min. from bulb to illuminated surface  
Transformer 230/125 volts/12 volts/50 watts, with integrated dimmer

### Données techniques:

Ampoule à miroir dichroïque 12 volts/50 watts/60°, culot GU 5,3  
Distance minimum à la surface illuminée 30 cm  
Transformateur 230/125 volts/12 volts/50 watts, avec variateur intégré

### Dati tecnici:

Lampadina dicroica 12 volt/50 watt/60°, base GU 5,3  
Distanza minima dalle superfici 30 cm  
Trasformatore 230/125 volt/12 volt/50 watt, a regolazione continua

Ingo Maurer GmbH Munich, Made in Germany



### Wichtig:

Vor Leuchtmittelwechsel den Netzstecker ziehen und Lampe auskühlen lassen!

### Important:

Remove plug from outlet and let lamp cool down before changing light bulb!

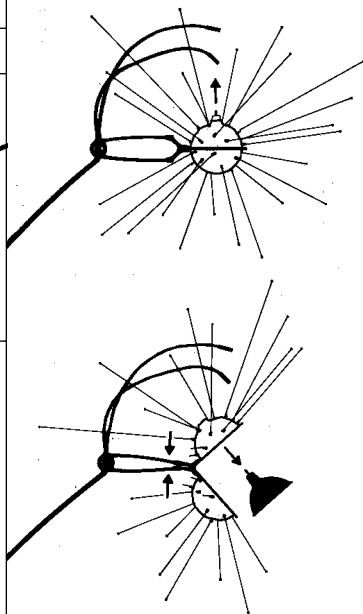
### Important:

Avant de remplacer l'ampoule débrancher la prise et laisser refroidir la lampe!

### Importante:

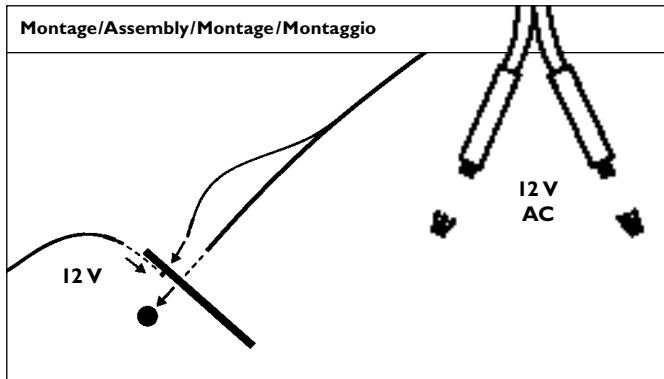
Prima di sostituire la lampadina staccare la corrente e attendere che la lampada sia fredda!

INGO MAURER

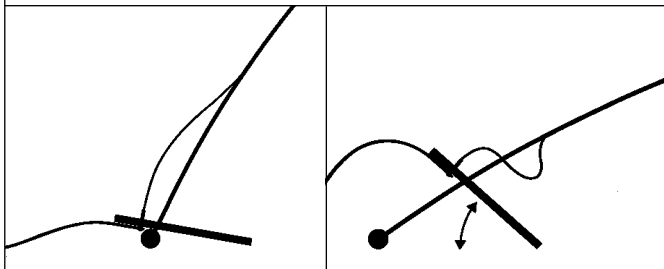


Mozzkito

## Montage/Assembly/Montage/Montaggio



## Verstellen/Adjustment/Réglage/Regolazione



### Technische Daten:

Kaltlichtspiegelampe 12 Volt/50 Watt/60°, Sockel GU 5,3  
Mindestabstand zu angestrahlten Flächen 30 cm  
Transformator 230/125 Volt/12 Volt/50 Watt, stufenlos dimmbar

### Technical data:

Halogen reflector 12 volts/50 watts/60°, socket GU 5.3  
30 cm min. from bulb to illuminated surface  
Transformer 230/125 volts/12 volts/50 watts, with integrated dimmer

### Données techniques:

Ampoule à miroir dichroïque 12 volts/50 watts/60°, culot GU 5,3  
Distance minimum à la surface illuminée 30 cm  
Transformateur 230/125 volts/12 volts/50 watts, avec variateur intégré

### Dati tecnici:

Lampadina dicroica 12 volt/50 watt/60°, base GU 5,3  
Distanza minima dalle superfici 30 cm  
Trasformatore 230/125 volt/12 volt/50 watt, a regolazione continua

Ingo Maurer GmbH Munich, Made in Germany

### Wichtig:

Vor Leuchtmittelwechsel den Netzstecker ziehen und Lampe auskühlen lassen!

### Important:

Remove plug from outlet and let lamp cool down before changing light bulb!

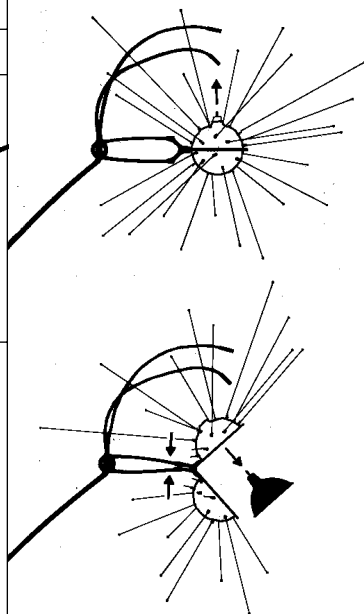
### Important:

Avant de remplacer l'ampoule débrancher la prise et laisser refroidir la lampe!

### Importante:

Prima di sostituire la lampadina staccare la corrente e attendere che la lampada sia fredda!

INGO MAURER



Mozzkito